INTEGRITY · RESPONSIBILITY · CRAFTSMANSHIP · INNOVATION · ALTRUISM · AND WIN-WIN

华企正邦
HUAQI ZHENGBANG

ENTERPRISE PRODUCT CATALOG

ZHEJIANG HUAQI ZHENGBANG AUTOMATION TECHNOLOGY CO., LTD.

华企正邦 HUAQI ZHENGBANG | FOCUSING ON RESEARCH AND DEVELOPMENT, DESIGN, PRODUCTION, AND SALES OF VARIOUS ELECTRONIC MOUNTING AND WELDING EQUIPMENT

INTELLIGENT MANUFACTURING IN CHINA

ZHEJIANG HUAQI ZHENGBANG AUTOMATION TECHNOLOGY CO., LTD.

Whatsapp: +86 137 7777 9528 **Email:** steven@smtpro.net

Mobile: 86-137-7777-9528 **Company website:** smtpro.net

Production Base: No. 1 Shanha Road, Nanming Mountain Street, Liandu District, Lishui City, Zhejiang Province China.Zip code 323000

Marketing Center: 6 / F, International Chamber of Commerce Building, RenhuiRoad Ouhai District, Wenzhou City, Zhejiang Province, China. Zip code 325000

EMPOWERING ELECTRONIC INTELLIGENT MANUFACTURING UPGRADE

TO ACCELERATE INDUSTRY DEVELOPMENT

ABOUT US · HUAQI ZHENGBANG

ZHEJIANG HUAQI ZHENGBANG AUTOMATION TECHNOLOGY CO., LTD.

Zhejiang Huaqi Zhengbang Automation Technology CO., Ltd. (Wenzhou Zhengbang Electrical Equipment CO., Ltd.) is founded in 2007, focusing on developing, design, manufacturing and sales automatic manufacturing devices and electronic production equipment.

The company supplies professional and individual solutions for LED lighting, electronic,electrical products, toys, metal, cars. Major products are LED lighting automatic assembly lines,THT soldering device, SMT soldering machines and multiple working tables and non-standard equipment. Major products are LED bulb automatic assembly lines, flood lights assembly lines,downlights assembly lines, THT soldering equipment, SMT soldering device, working table and non-standard customized machines.

Huaqi Zhengbang has big scale market covering 30+ province and districts inside of china and 30% products are selling to Hongkong, Taiwan, Southeast Asia, Africa, Europe, and America.Huaqi Zhengbang believes “Qualified Base, Market Leading, Technical Development, Profitable Management” company role in order to improve core competitiveness, providing qualified service to most clients with “Qualified Products,Reasonable Pricing, Excellent Reputation and full range after-sale service”.

COMPANY VISION: Contributing to create Chinese first brand in electronic and electrical production equipment.

COMPANY ESTABLISHMENT
2007 YEAR

SERVING CUSTOMERS
200,000+

COMPANY STAFF
300+

FACTORY AREA
33639㎡

华企正邦 HUAQI ZHENGBANG

FOCUSING ON RESEARCH AND DEVELOPMENT, DESIGN, PRODUCTION, AND SALES OF VARIOUS ELECTRONIC MOUNTING AND WELDING EQUIPMENT

CONTENTS

SMT Mounting and Soldering Series	01-34
SMT Combination Assembly Line	01-04
Pick and Place Machine List	05-06
Desktop Pick and Place Machine	07-14
Automatic Vision Pick and Place Machine	15-20
Solder Paste Mixer	21
Solder Printing Table	22
Semi-Auto Solder Printing Machine	23
Micro Board Loader	24
PCB Loader and Uuloader	25
Reflow Oven	26-30
Conveyor	31
SMT Feeder	32
Heating Platform	33
PCB Splitter	34

THT PLUG-IN SOLDERING SERIES	35-50
THT Combination Assemvly Line	35-36
Resistance Forming Machine	37
Spray Furnace	38
Tin Melting Furnace	39
Semi-Automatic Dip Soldering Machine	40
Fully Automatic Wave Soldering	41-44
Fully Automatic Dip Soldering Machine	45-46
PCB Pin Cutting Machine	47
Fully Automatic PCB Pin Cutting Machine	48
PCB Input Machine	49
PCB Output Machine	50
Knife Grinder	51
Cutting Machine Blade	52
ASSEMBLY LINE WORKBENCH	53-54

HONORARY QUALIFICATIONS

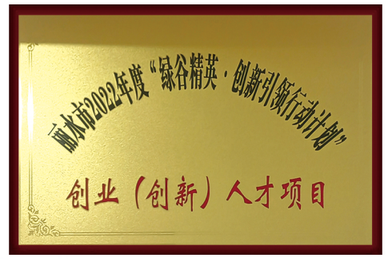

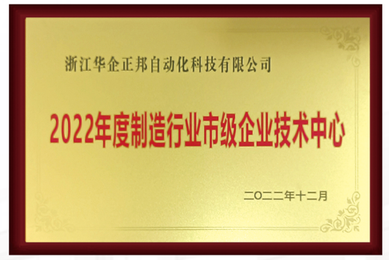



SMT COMBINATION ASSEMBLY LINE

01 Research and Development Sample Combination 1

400MM

Solder Paste Mixer



540MM

Solder Printing Table



1080MM

Desktop Pick And Place Machine

675MM

Desktop Reflow Oven

02 Research and Development Sample Combination 2

400MM

Solder Paste Mixer



540MM

Solder Printing Table



1185MM

Desktop Pick And Place Machine

1700MM

Mesh Belt Reflow Soldering

SMT COMBINATION ASSEMBLY LINE

01 SMT MEDIUM-SIZED PRODUCTION COMBINATION 1 · TOTAL LENGTH 7465MM

850MM	1340MM	500MM	1335MM	1000MM	2440MM
Semi-Auto Solder Printing Machine	PCB Loader	Conveyor	Automatic Vision Pick and Place Machine	Conveyor	Mesh Belt Reflow Soldering

02 SMT MEDIUM-SIZED PRODUCTION COMBINATION 2 · TOTAL LENGTH 9395MM

850MM	1340MM	500MM	1335MM	1000MM	2720MM	1650MM
Semi-Auto Solder Printing Machine	PCB Loader	Conveyor	Automatic Vision Pick and Place Machine	Conveyor	Onling Reflow Soldering	PCB Unloader

03 SMT MEDIUM-SIZED PRODUCTION COMBINATION 3 · TOTAL LENGTH 12700MM

1340MM	1140MM	500MM	1355MM	1000MM	1335MM	1000MM	2720MM	1650MM
PCB Loader	Fully Automated Printing Machine	Conveyor	Eight-Head Fully Automatic Pick and Place Machine	Conveyor	Automatic Vision Pick and Place Machine	Conveyor	Onling Reflow Soldering	PCB Unloader

SELECTION OF SMT MACHINE SERIES

WS-8Y

Model: WS-8Y
Number of Mounting Heads: 8
Feeder Slots: 70
Positioning Accuracy: 0.02mm
Camera: Flying Camera
PCB Size: 500×400mm
Normal CPH: 16000
Motor/Drive: Servo System
Mounting Head Structure: Ball Spline
Transmission Main Shaft: Ground Screw + Linear Guide
Control Configuration: Industrial Computer + 19" Display Screen

BC-6Y

Model: BC-6Y
Number of Mounting Heads: 6
Feeder Slots: 66
Positioning Accuracy: 0.02mm
Camera: Flying Camera
PCB Size: 500×400mm
Normal CPH: 12000
Motor/Drive: Servo System
Mounting Head Structure: Independent Direct Drive
Transmission Main Shaft: Ground Screw + Linear Guide
Control Configuration: Industrial Computer + 19" Display Screen

ZB4050LS

Model: ZB4050LS
Number of Mounting Heads: 6
Feeder Slots: 64
Positioning Accuracy: 0.02mm
Camera: Fixed Camera
PCB Size: 500×400mm
Normal CPH: 11000
Motor/Drive: Servo System
Mounting Head Structure: Swing Hip Drive
Transmission Main Shaft: Ball Screw + Linear Guide
Control Configuration: Industrial Computer + 19" Display Screen

ZB3545TP

Model: ZB3545TP
Number of Mounting Heads: 4
Feeder Slots: 38
Positioning Accuracy: 0.05mm
Number of Cameras: 6
PCB Size: 350×450mm
Normal CPH: 5000
Motor/Drive: Stepper Servo
Transmission Main Shaft: Synchronous Belt + Linear Guide
Control Configuration: Industrial Computer + 19" Display Screen
Visual Correction: CCD High-Definition Camera
+ 4 Sets of Quick Cameras



ZB3245TSS

Model: ZB3245TSS
Number of Mounting Heads: 2
Feeder Slots: 54
Positioning Accuracy: 0.05mm
Number of Cameras: 4
PCB Size: 320×450mm
Normal CPH: 3500
Motor/Drive: Stepper Servo
Transmission Main Shaft: Synchronous Belt + Linear Guide
Control Configuration: Industrial Computer + 19" Display Screen
Visual Correction: CCD High-Definition Camera
+ 2 Sets of Quick Cameras



ZB3245TS

Model: ZB3245TS
Number of Mounting Heads: 2
Feeder Slots: 27
Positioning Accuracy: 0.05mm
Number of Cameras: 2
PCB Size: 320×450mm
Normal CPH: 3000
Motor/Drive: Step Servo
Transmission Main Shaft: Synchronous Belt + Linear Guide
Control Configuration: Industrial Computer + 19" Display Screen
Visual Correction: CCD Gaotao Camera

ZB3245T

Model: ZB3245T
Number of Mounting Heads: 2
Feeder Slots: 27
Positioning Accuracy: 0.05mm
Number of Cameras: None
PCB Size: 320×450mm
Normal CPH: 4000
Motor/Drive: Stepper
Transmission Main Shaft: Synchronous Belt + Optical Axis
Control System: Built-in MCU + 7" Touch Screen
Visual Correction: None

ZB3245T

Desktop Pick and Place Machine

ZB series placement machine main features: Small volume, easy operate, run stable and price affordable. They can mount 0402, 0603, 0805, 1206, 1210, 3528, 5050, SOP and QFN etc chips precise. These machines can help to avoid the unstable performance because of manual mounting and reduce the rent cost, improve the product capacity at the same time.

TECHNICAL PARAMETER

Model	ZB3245T
Mounting Numbers	2 PCS
Mounting Precision	0.05mm
Mounding Angle	0～360°
Theoretical Speed	4000
Normal CPH	4000
Nozzle Type	Juki Series Nozzle
SMD Height	⩽5.5mm
PCB Minimal Size	10×10mm
PCB Maximum Size	320×450mm
PCB Thickness	⩽2mm
Type	27 types of ribbon materials: (8mm x 20 types, 12mm x 4 types, 16mm x 2 types, 24mm x 1 type) supports customization
8 mm	20PCS
12 mm	4PCS
Applicable Element	RC (0603,0805,1206 etc) LED Lamp Beads (0603,0805,3014,5050 etc) Chip (SOT,SOP etc)
16 mm	2PCS
24 mm	1PCS
Preposition IC Material Level	8PCS
Tubular Materials Feeder	ZB Customized Feeder(Optional)
X/Y Axis Moving Range	410×490mm
Operational Software	Embedded HRM System
Compatible File Format	CSV、TXT.format
Program Method	Support Online and Offline Ways
Air Pressure	0.4 Mpa
Vacuity Degree	-92kpa
Storage	8G(Kingston SD Card)
Power	150W
Power Supply	AC220V±10% 50Hz
Main Engine Outline Size	L800×W780×H380mm
Materials Feeder Outline Size	L235×W700×H245mm
Weight	50kg



Double mounting head mounting

Dual Mounting Heads 360 Degrees Rotate by Any Angles

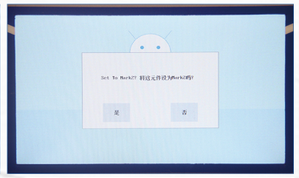

Dual Mark point positioning function

Dual Mark Point Positioning Function



Cross laser positioning

Cross Laser Positioning

Vacuum negative pressure detection

Vacuum Negative Pressure Detection

ZB3245TS

Desktop Pick and Place Machine

The ZB series mounter is suitable for small and medium-sized enterprises' mass production, experimental development, sample trial production and school teaching and so on. The design concept of the machine is to meet the needs of the vast number of small and medium customers, with the rapid and accurate mounting, easy operation, stable running and affordable price. It has a very high performance-price ratio and is your best choice!

TECHNICAL PARAMETER

Model	ZB3245TS	**X/Y Axis Moving Range**	430×530mm
Mounting Numbers	2PCS	**Z-Axis Rotation Angle**	0～360°
Mounting Precision	0.05mm	**Visual Camera**	CCD High-definition Camera
Mounding Angle	0～360°	**Numbers of Visual**	Parts Camera×1、PCB Camera×1
Normal CPH	3000	**Recognition Capability**	MAX.22×22mm
Suction Nozzle Type	Juki Series Nozzle	**PC System**	Microsoft WIN7
SMD Height	⩽5.5mm(Customize ⩽11mm)	**Operational Software**	R & D
PCB Minimal Size	10×10mm	**Compatible File Format**	CSV. Format
PCB Maximum Size	320×450mm	**Program Method**	Support Online and Offline Ways
PCB Thickness	⩽2mm	**Air Pressure**	0.4 Mpa
Type	27 types of ribbon materials: (8mm x 20 types, 12mm x 4 types, 16mm x 2 types, 24mm x 1 type) supports customization	**Vacuity Degree**	-92kpa
		Power	150W
Front IC Location	10PCS	**Power Supply**	AC220V±10% 50Hz
Back IC Tray	1PCS	**Main Engine Outline Size**	L830×W730×H375mm
Vibration Feeder	ZB Customized Feeder(Optional)	**Materials Feeder Outline Size**	L235×W470×H245mm
Applicable Element	RC (0201,0402,0603,0805,1206 etc) LED Lamp Beads (0603,0805,3014,5050 etc) Chip (SOT,SOP,QFN,BGA etc)	**Weight**	56kg

Stepping Servo Motor

Realize closed-loop control of position, speed, and torque Control and overcome the problem of stepping motor out of step



CCD industrial camera

High resolution CCD industrial dual camera, correcting material deviation, improving the reliability of mounting



Double mounting head mounting

Double head design, achieving fast mounting of small components and integrated IC components

Built in industrial computer

Embedded industrial control PC and Windows system, simple and convenient operation, stable performance

ZB3245TSS

Desktop Pick and Place Machine

The ZB3245TSS series mounter with 2heads ,can pick and place at the same time. Independent 54 feeder station, 19"Dell display, multiple sets of high resolution CCD industry dual camera vision.The transmission mechanism is equipped with high precision synchronous belt.and Linear Guideway, stepping servo motor.support CSV. document edit. Maximum PCB 320*450mm, suit for general resistance capacity

TECHNICAL PARAMETER

Model	ZB3245TSS	**X/Y Axis Moving Range**	430×530mm
Mounting Numbers	2PCS	**Z Axis Rotation Angle**	0～360°
Mounting Precision	0.05mm	**Visual Camera**	CCD High-definition Camera
Mounding Angle	0～360°	**Numbers of Visual**	Parts Camera×3、PCB Camera×1
Normal CPH	3500	**Recognition Capability**	MAX.22×22mm
Suction Nozzle Type	Juki Series Nozzle	**PC System**	Microsoft WIN7
SMD Height	⩽5.5mm(Customize ⩽11mm)	**Operational Software**	R & D
PCB Minimal Size	10×10mm	**Compatible File Format**	CSV. Format
PCB Maximum Size	320×450mm	**Program Method**	Support Online and Offline Ways
PCB Thickness	⩽2mm	**Air Pressure**	0.4 Mpa
Type	54 types of ribbon materials: (8mm x 40 types, 12mm x 8 types, 16mm x 4 types, 24mm x 2 type) supports customization	**Vacuity Degree**	-92kpa
		Power	230W
Front IC Location	10PCS	**Power Supply**	AC220V±10% 50Hz
Back IC Tray	1PCS	**Main Engine Outline Size**	L990×W730×H375mm
Vibration Feeder	ZB Customized Feeder(Optional)	**Materials Feeder Outline Size**	L235×W470×H245mm
Applicable Element	RC (0201,0402,0603,0805,1206 etc) LED Lamp Beads (0603,0805,3014,5050 etc) Chip (SOT,SOP,QFN,BGA etc)	**Weight**	85kg

Stepping Servo Motor

Realize closed-loop control of position, speed, and torque Control and overcome the problem of stepping motor out of step



54 bit material stack

54 bit material stack, meeting diverse mounting requirements, supporting multiple feeders



Double mounting head mounting

Two sets of recognition camera designs to achieve high-speed recognition and inspection of mounted components

Built in industrial computer

Embedded industrial control PC and Windows system, simple and convenient operation, stable performance

ZB3545TP

Desktop Pick and Place Machine

It is with Multi-group industrial CCD camera solution, identification and correction system, 4 head pick and place at the same time. PC monitor, 19 inch Dell display.For the transmission structure,machine with HIWIN linear guider,Japanese belt,can acheive long term high precision and stable mounting. Maximum support 38 pcs of 8mm YAMAHA CL feeder stations.Also CSV,TXT coordingate file can be adopted.The maximum PCB size.allowed: 350*450mm, normally it is used for normal resistance, capacitance LED,chips,BGA,etc.Mainly used for small production and prototyping business, with self-designedoperating system for developers

TECHNICAL PARAMETER

Model	ZB3545TP	**Z Axis Moving Range**	12mm
Mounting Numbers	4PCS	**Visual Camera**	CCD High-definition Camera
Mounting Precision	0.05mm	**Numbers of Visual**	PCB Camera×1、Precision Identification Camera×1、High Speed Identification Camera×4
Mounding Angle	0～360°		
Normal CPH	5000	**Recognition Capability**	MAX.22×22mm
Suction Nozzle Type	Juki Series Nozzle	**PC System**	Microsoft WIN7
SMD Height	⩽6mm(Customize ⩽11mm)	**Operational Software**	R & D
PCB Minimal Size	10×10mm	**Compatible File Format**	CSV. Format
PCB Maximum Size	350×450mm	**Program Method**	Support Online and Offline Ways
PCB Thickness	⩽2mm	**Air Pressure**	0.8 Mpa
Feeder Type	YAMAHA CL Feeder	**Vacuity Degree**	Vacuum Generator
Feeder	8mm,12mm,16mm,24mm,32mm	**Air Pressure**	-80kpa
Feeder Locations	38 Feida hole positions	**Power**	500W
Vibration Feeder	YAMAHA YV Feeder	**Power Supply**	AC220V±10% 50Hz
IC Tray	Front 1 Piece	**Outline Size**	L1185×W840×H560mm
X/Y Axis Moving Range	655×575mm	**Weight**	123kg
Applicable Element	RC (0201,0402,0603,0805,1206 etc) LED Lamp Beads (0603,0805,3014,5050 etc) Chip (SOT,SOP,QFN,BGA etc)		



Stepping+servo system

Step servo system was adopted to improve the machine reliability and never loose step.



CCD high-definition recognition camera

Multi-grouped industrial CCD camera solutions are adoped to improve efficiency and precision.



Upper silver slide rail+imported belt

HIWIN Linear Guide generates long term of high precise performance.

Four sets of fast recognition cameras

To improve the machine adaptability, it is adopted 4 head synchronous identification and mounting solution.

ZB4050LS (Rolling)

ZB4050LY (Grinding)

VERTICAL VISION PICK AND PLACE MACHINE (6-HEAD)

ZB4050 mounting machine adopted built-in WIN7 system industrial control computer, eight sets of high-resolution CCD industrial camera vision correction system, online 6-head synchronous calibration production placement.

The transmission mechanism is equipped with Panasonic high-resolution servo drive and motor, silver linear guide, and TBI ball screw to maintain long-term high-precision and stable placement. 64 PCS of YAMAHA pneumatic feeder station,support CSV coordinate file import and editing, maximum 500*400mm PCB placement. It is suitable for high-precision placement of conventional resistance, LED lamp beads, IC, BGA and other components, suitable for automated mass production.



Original Component Information Library Function

Panasonic Servo System

Grinding Screw

HIWIN Linear Guide

5 Million High Precision Recognition Camera

Three-Section Rail

Vacuum Generator

Six-Head Synchronous Identification Placement

TECHNICAL PARAMETER

Model	ZB4050LS/ZB4050LY
Mounting Numbers	6 Heads (Three-Head Simultaneous Pickup)
Positioning Accuracy	0.02mm
Mounting Precsisian	±0.05mm
Mounding Angle	0～360°
Theoretical Mounting Speed	15000
Normal CPH	11000
Suction Nozzle Type	Juki Series Nozzle
Component Packaging	Tray Loading/Tube Loading/ Tray Packaging/Vibrating Tray
SMD Height	≤6mm(Customize ≤12mm)
Component Dimensions	≤40mm(Customize Support)
PCB Minimal Size	45×45 mm
Maximum Board Size (Without Tray)	500×400 mm
Maximum Board Size (With Tray)	500×250 mm
PCB Thickness	≤2mm(Customize Support)
Permissible Board Warpage	≤1mm
XY drive system	Servo Drive + Motor
X drive Structure	Single-Drive Direct-Connected Dual Linear Guide Rail+ High-Strength Aerospace Aluminum
Y drive Structure	Single-Drive Direct-Connected Dual Linear Guide Rail+ High-Strength Aerospace Aluminum
XY Transmission Structure	Imported Ground Ball Screw + Imported Linear Slide Rail
Z-Axis motion Structure	Swing arm drive
A-Axis motion Structure	Independent Direct Drive
Conveying Structure	Aluminum Guide Rail
Conveying Motor	Drive-Control Integrated Stepper Motor
Conveying Method	Three-stage Six-Drive
Conveying Direction	L→R (Customize Support)

Width Adjustment Structure	Synchronous Belt + Linera Slide Rail
Width Adjustment Method	One Click Width Adjustment
Top Plate Structure	Top pin cylinder
Supported Types	Yamaha Pneumatic CI Model, Electric YV Model, Tube Feeder, etc.
Supported Specifications	8mm,12mm,16mm,24mm,32mm,44mm etc.
Number of Component Positions	64 Positions
IC Tray Positions	2 Positions
X, Y-Axis Travel Range	639mm*656mm
Z-Axis Mounting Stroke	15mm
R-Axis Rotation Angle	0～360°
Vision Camera	CCD High-Definition Camera
Number of Vision Cameras	Mark Camera×1、Precision Identification Camera×1、High Speed Identification Camera×6
Recognition Method	High-Definition Fixed Camera
PC System	Microsoft WIN7
Operating Software	Self-Developed
Compatible File Formats	.CSV.Format
Programming Method	Support Online and Offline Ways
External Air Source	0.8Mpa
Vacuum Generation Method	Vacuum Generator
Vacuum Value	-80kpa
Safety Protection	Feeder Lift Protection,Slow Down Or Stop When Cover Is Opened
Upper and Lower Computer Interface	Standard SMEMA Connector
Power	Rated Power 1.5Kw, Working Power 0.35Kw
Power Supply	AC220V±10% 50Hz
Mainframe Dimensions	L 1335 × W 1200 × H 1390 mm
Weight	440kg

Compatible Components	Resistance and capatitance (0201, 0402, 0603, 0805, 1206, etc.), Led Lamp Beads,Diodes, Mos Tubes,Electrolytic Capacitors, Irregular Components,etc. Chips(SOT,SOP,QFN,BGA,etc.)

BC-6Y

The BC-6Y placement machine uses an independent direct-drive structure for the mounting heads, supporting simultaneous pickup with 6 heads. It is equipped with Panasonic high-resolution servo drive and motor, imported linear guide rails, and imported ground ball screws, ensuring long-term high-precision and stable mounting. It features a built-in industrial computer, high-definition Ethernet flying camera vision correction system. With 56 feeder positions, it supports CSV coordinate file import and can accommodate PCB mounting up to 400*500 mm. Suitable for precise mounting of standard resistors, chips, irregular components, ultra-high devices, and extra-large components, it is ideal for automated mass production.

VERTICAL VISION PICK AND PLACE MACHINE (6-HEAD)

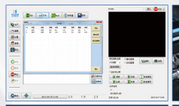
Unique Component Information Library Function

Servo System


Grinding screw


Upper Silver Linear Guide Rail


High Definition Flying Camera

Three section guide rail

Vacuum generator

Six-Head Simultaneous Pickup

TECHNICAL PARAMETER

Model	BC-6Y
Mounting Numbers	6 Heads (Six-Head Simultaneous Pickup)
Positioning Accuracy	0.02mm
Mounting Precsisian	±0.05mm
Mounding Angle	0～360°
Theoretical Mounting Speed	21000
Normal CPH	12000
Suction Nozzle Type	Juki Series Nozzle
Component Packaging	Tray Loading/Tube Loading/ Tray Packaging/Vibrating Tray
SMD Height	≤13mm(Customize ≤12mm)
Component Dimensions	≤40mm(Customize Support)
PCB Minimal Size	45×45 mm
Maximum Board Size (Without Tray)	500×400 mm
Maximum Board Size (With Tray)	500×220 mm
PCB Thickness	≤2mm(Customize Support)
Permissible Board Warpage	≤1mm
XY drive system	Panasonic Servo Drive + Motor
X drive Structure	Single-Drive Direct-Connected Dual Linear Guide Rail+ High-Strength Aerospace Aluminum
Y drive Structure	Single-Drive Direct-Connected Dual Linear Guide Rail+ High-Strength Aerospace Aluminum
XY Transmission Structure	Imported Ground Ball Screw + Imported Linear Slide Rail
Z-Axis motion Structure	Independent Direct Drive
A-Axis motion Structure	Independent Direct Drive
Conveying Structure	Aluminum Guide Rail
Conveying Motor	Drive-Control Integrated Stepper Motor
Conveying Method	Three-stage Six-Drive
Conveying Direction	L→R (Customize Support)

Width Adjustment Structure	Synchronous Belt + Linera Slide Rail
Width Adjustment Method	Automatic Width Adjustment
Top Plate Structure	Cylinder Tray + Movable Needle
Supported Types	Yamaha Pneumatic CI Model, Electric YV Model, Tube Feeder, etc.
Supported Specifications	8mm,12mm,16mm,24mm,32mm,44mm etc.
Number of Component Positions	66 Positions
IC Tray Positions	2 Positions
X, Y-Axis Travel Range	620mm*700mm
Z-Axis Mounting Stroke	27mm
R-Axis Rotation Angle	0～360°
Vision Camera	Industrial Ethernet High-Definition Camera
Number of Vision Cameras	Mark Camera X1、Flying Probe Camera X1
Recognition Method	Flying Probe + High-Definition Fixed Camera
PC System	Microsoft WIN10
Operating Software	Self-Developed
Compatible File Formats	.CSV.Format
Programming Method	Support Online and Offline Ways
External Air Source	0.8Mpa
Vacuum Generation Method	Vacuum Generator
Vacuum Value	-80kpa
Safety Protection	Feeder Lift Protection,Slow Down Or Stop When Cover Is Opened
Upper and Lower Computer Interface	Standard SMEMA Connector
Power	Rated Power 1.5Kw, Working Power 0.35Kw
Power Supply	AC220V±10% 50Hz
Mainframe Dimensions	L 1310 × W 1220 × H 1450 mm
Weight	680kg

Compatible Components Resistance and capatitance (0201, 0402, 0603, 0805, 1206, etc.), Led Lamp Beads,Diodes, Mos Tubes,Electrolytic Capacitors, Irregular Components,etc. Chips(SOT,SOP,QFN,BGA,etc.)

WS-8Y

VERTICAL VISION PICK AND PLACE MACHINE (8-HEAD)

The WS-8Y placement machine features a ball spline structure for the mounting heads, supporting simultaneous pickup with 8 heads. The transmission mechanism is equipped with Panasonic high-resolution servo drive and motor, THK linear guide rails, and THK ground ball screws, ensuring long-term high-precision and stable mounting.

The conveying structure adopts super-flat aluminum guide rails, and the three-stage six-drive conveying mechanism ensures smooth and stable board transfer. It includes a built-in industrial computer and a high-definition Ethernet flying camera vision correction system. With 70 feeder positions, it supports CSV coordinate file import and can accommodate PCB mounting up to 400*500 mm.

Suitable for precise mounting of standard resistors, chips, irregular components, ultra-high devices, and extra-large components, it is ideal for high-speed auto mated production requirements.

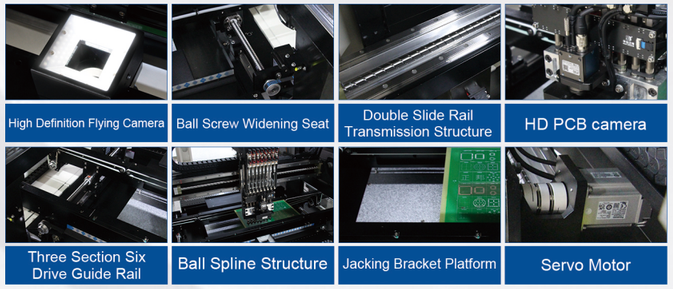

TECHNICAL PARAMETER

Model	WS-8Y
Mounting Numbers	8 Heads (Eight-Head Simultaneous Pickup)
Positioning Accuracy	0.02mm
Mounting Precsisian	±0.05mm
Mounding Angle	0～360°
Theoretical Mounting Speed	30000
Normal CPH	16000
Suction Nozzle Type	Juki Series Nozzle
Component Packaging	Tray Loading/Tube Loading/ Tray Packaging/Vibrating Tray
SMD Height	≤13mm(Customize ≤12mm)
Component Dimensions	≤40mm(Customize Support)
PCB Minimal Size	45×45 mm
Maximum Board Size (Without Tray)	500×400 mm
Maximum Board Size (With Tray)	500×260 mm
PCB Thickness	≤3mm(Customize Support)
Permissible Board Warpage	≤2mm
XY drive system	Servo drive + motor
X drive Structure	Single-drive direct-connected dual linear guide rail + high-strength molded aluminum
Y drive Structure	Single-drive direct-connected triple linear guide rail + high-strength molded aluminum
XY Transmission Structure	Imported Ground Ball Screw + Imported Linear Slide Rail
Z-Axis motion Structure	Ball Spline
A-Axis motion Structure	Synchronous Spline
Conveying Structure	Super-Flat Aluminum Guide rail
Conveying Motor	Drive-Control Integrated Stepper Motor
Conveying Method	Three-stage Six-Drive
Conveying Direction	L→R (Customize Support)
Width Adjustment Structure	Dual Ground Ball Screws + Linear Slide Rail
Width Adjustment Method	Automatic Width Adjustment
Top Plate Structure	Cylinder Tray + Movable Needle
Supported Types	Yamaha Pneumatic CI Model, Electric YV Model, Tube Feeder, etc.
Supported Specifications	8mm,12mm,16mm,24mm,32mm,44mm etc.
Number of Component Positions	70 Positions
IC Tray Positions	1 Positions
X, Y-Axis Travel Range	630mm*700mm
Z-Axis Mounting Stroke	27mm
R-Axis Rotation Angle	0～360°
Vision Camera	Industrial Ethernet High-Definition Camera
Number of Vision Cameras	Mark Camera X1、Flying Probe Camera X1
Recognition Method	Flying Probe + High-Definition Fixed Camera
PC System	Microsoft WIN10
Operating Software	Self-Developed
Compatible File Formats	.CSV.Format
Programming Method	Support Online and Offline Ways
External Air Source	0.8Mpa
Vacuum Generation Method	Built-in Oil-Free Vacuum Pump
Vacuum Value	-80kpa
Safety Protection	Feeder Lift Protection,Slow Down Or Stop When Cover Is Opened
Upper and Lower Computer Interface	Standard SMEMA Connector
Power	Rated Power 2Kw, Working Power 0.7Kw
Power Supply	AC220V±10% 50Hz
Mainframe Dimensions	L 1355 × W 1300 × H 1450 mm
Weight	840kg
Compatible Components	Resistance and capatitance (0201, 0402, 0603, 0805, 1206, etc.), Led Lamp Beads,Diodes, Mos Tubes,Electrolytic Capacitors, Irregular Components,etc. Chips(SOT,SOP,QFN,BGA,etc.)

Solder Paste Mixer

ZB500S Automatic Solder Paste Mixer makes solder cream move downward constantly through centrifugal force generated by revolution and cooperation with energy from rotation at 45 degree angle of axis of revolution. Solder cream located in the tank bottom makes upward movement from the surrounding, which forms a tornado-funnel shaped stirring action, and it can stir, soften and defoam the solder cream with appropriate viscosity. Solder cream has good wettability, even diffusivity, excellent printing effect after mixing, which achieves the best welding performance when reflowing soldering.

Appearance Design Simpleness

Safety Device Rse At Ease

Time Set Optional Balance Stir

Simple Panel Conveniento Operate

Specification

Model	ZB500S	Rated Power	Constant Speed 60W
Operating Speed	Motor Speed：1350RPM	Working Power Supply	AC 220V±10% 50Hz
Operational Capability	0~500g*2Tanks	Outline Size	L400×W400×H500mm
Time Setting	0.01s~99h99s, Minute and Second Set	Weight	45kg
Display Mode	LED Digital Display	Acceptance of Solder Cream Pot	Tank diameter Φ60-Φ67 standard configuration (suitable for general 500 g solder cream bottle)



Silk Screen Printing Table

ZB3040H high precision stencil printer is mainly designed for the requirement of the single or double-side PCB soldering paste and red glue printing, the working platfore is processed by cellular positional hole with high-quality aluminum and the pedestal is soldered by thick steel plate, steadiness and durability.



Flexible Positioning



Fast and Strong



Precision Fine-tuning



Angle Adjustable

Specification

Model	ZB3040H	Size of Workbench	300×400mm
Max. Printing Size	250×400mm	Max. Stencil Size	370×470mm
Vertical and Horizontal Adjustment Volume	10mm	Thickness of Printing Matter	0~80mm
Repeatability Precision	±0.01mm	Location Mode	Shape or Benchmark Hole
Outline Size	L540×W370×H380mm	Weight	23kg

Solder Paste Printer

The main frame of ZB series semi-automatic solder paste printing machine adopts rigid structure, and the universal honeycomb cast aluminum table top realizes precise positioning of single-sided and special-shaped plates with high repeatability. The whole machine adopts PLC control system, Omron sensor and full color touch screen. The system is more stable and easy to operate. This product is suitable for solder paste and red glue printing on circuit boards, and is an indispensable equipment in the production process of SMT automated production line.



Double Knobs Starting Design



Multiple Functions Printing Table



Two Blade Design

Full Color Touch Screen

Specification			
Model	ZB3250LY	ZB32125LY	
Size of Workbench	320*500mm	320*1250mm	
Max. Printing Size	320*450mm	320*1200mm	
Max. Stencil Size	920*576mm	1570*576mm	
Outline Size	L1020*W750*H1670mm	L1670*W765*H1670mm	
Weight	200KG	260KG	
Repeat Precision	±0.05mm	Power Source	AC220V±10% 50Hz
Compressed Air	8Kgf/cm²	Power	100W
Work Altitude	130mm		

Micro Board Loader

Micro PCB loading machine is used for PCB feeding at the beginning of SMT production line, with a small footprint,Easy to use and other advantages.

The circuit board can be placed directly without the need for a turnover rack for storage and delivery. The operation panel adopts True color touch screen, intuitive operation.



Triple screw width adjustment

Self assembling material rack

Color Screen Touch Operation Model

SMEMA Standard Signal

Specification	
Applicable PCB board size (MM)	450*（50-250）
Applicable PCB thickness	0.6-3.0mm
Body size L * W * H (MM)	500*600*1500
Whole body weight	90KG
Source	AC:～220V±10% 50HZ
Starting power/no-load power	0.2kw
Operation control	Seven inch full-color touch screen
Fixed edge	Front fixation (can be customized as rear fixation)
Transmission direction	Regular left to right (or can be customized as right to left)
Transfer height	900±20mm

Automatic Unloader

Automatic Loader

PCB Loader and Unloader

The ZB series loader and unloader is used for PCB transfer at the beginning of SMT production line and PCB receiving and storage at the end of production line to the PCB rack. This machine adopts PLC programmable control system with ball screw, and the whole machine runs stably and accurately. The operation control panel adopts a true color touch screen, which is intuitive and easy to use. It is suitable for repeated transportation of single-sided or double-sided circuit boards, which greatly reduces labor costs and improves efficiency.

Color Screen Touch Operation Model

PLC Control System



Adopted Ball Screw

SMEMA Standard Signal

Specification			
Name	Automatic Unloader	Automatic Loader	
Model	ZB2535SBJ	ZB2535XBJ	
Outline size	L1340×W790×H1200mm	L1650×W790×H1200mm	
Weight	150KG	161KG	
PCB Size	Max.350×250mm	Delivering Height	900±20mm
PCB Delivering Direction	L→R(R→L Optional)	Delivering Speed	0.16m/s
NOs of Rack	3PCS	Supply Power	AC220V±10% 50Hz
Rack Size	L355×W320×H565mm	Air Pressure	0.6Mpa
Step Distance of Loading	10,20,30,40	Power	200W

Precision Lead-Free Reflow Oven

The ZBHL series reflux furnace adopts 3D hot air circulation and ultra strong infrared radiation heating, which ensures balanced internal heat flow and adapts to the reflux requirements of different alloys and lead-free solder. Suitable for design and development, experimental teaching, and small-scale production and processing.

Liquid Crystal Display(LCD)

Infrared Heating Tube



PC On-line Operate



3D Hot Wind Recycle

Specification				
Model	ZB2015HL	ZB2520HL	ZB3530HL	ZB5040HL
Power Supply	AC220V ±10% 50Hz (AV110V Custom-Made)			
Max Power	700W	1600W	2400W	3600W
Heating Method	Infrared Radiation Heating	Infrared Radiation Heating & Hot Air Circulation		
Effective Welding Area	200mm×150mm	250mm×200mm	350mm×300mm	500mm×400mm
Drawer Size	L250×W180×H20mm	L300×W250×H30mm	L400×W330×H30mm	L550×W430×H30mm
Operating System	Chinese and English Bilingual Language Operate System			
Display Mode	Graph Mode/Text Mode and Display Mode Optional			
Temperature Curve Zones	Preheating Zone, Heating Zone, Holding Zone and Cooling Zone Totally Five Zones			
Outline Size	L375×W350×H312mm	L425×W400×H312mm	L525×W500×H312mm	L675×W600×H312mm
Weight	13.5kg	19kg	24.9kg	37.1kg

华企正邦 HUAQI ZHENGBANG

SMT COMBINATION SERIES

Five temperature zone
Hot Air Reflow Soldering

Six temperature zone
Hot Air Reflow Soldering

Eight temperature zone
Hot Air Reflow Soldering

Twelve temperature zone
Hot Air Reflow Soldering

Mesh Belt Hot Air Reflow Soldering

ZBHW330 reflow soldering adopts infrared radiation heating, which is suitable for the production of small batches of single circuit boards. ZBRF530, ZBRF630 and ZBRF830 reflow soldering all use stainless steel heaters which are resistant to high temperature and corrosion, combined with the hot air circulation system to make full use of heat, rapid heating and high thermal efficiency. Accurate and stable temperature control, suitable for SMT small and medium batch production welding.

Full-Color HMI
Human-Computer
Interface(Touch Screen)

Liner Hearth Use Industrial
Grade Anti High Temperature
and Corrosion Panel Paint

High-Efficiency
Energy-Saving Heating Tube

Specification				
Model	ZBRF530	ZBRF630	ZBRF830	ZB1230RF/ZB1230RF-PC
Heat Zone Numbers	5 Zones (Up 3+Down 2)	6 Zones (Up 3+Down 3)	8 Zones (Up 4+Down 4)	12 Zones (Up 6+Down 6)
Length of Heating Zones	960mm	1060mm	1400mm	2080mm
Height of Net Belt	300±20mm	880±20mm		
Input Supply Power	AC220V/AC380V ±10% 50Hz		AC380V ±10% 50Hz	
Starting Power	7KW	9KW	11KW	14W
Working Power	2.5KW	3KW	3.5KW	5KW
Method of Temperature Control	PID Close Cycle Comtrol	Touch Screen Comtrol (PID Close-Cycle Calculate Method)		
Outline Size	L1700×W710×H660mm	L2100×W680×H1200mm	L2440×W680×H1200mm	L3500×W710×H1250mm
Weight	150kg	215kg	250kg	450kg
Heat Method	Hot wind			
Width of Net Belt	300mm			
Allow PCB Height	＜20mm (Customize)			
Transport Directionof	L→R(R→L)			
Transit time	3.5~5.5 mins			
Cooling Zone Numbers	Two Natural Air Cooling			
Allow PCB width	Max. 280mm			
Transport Speed	0~1350mm/min			
Heating up Time	15~20 mins			
Temperature Control	Indoor Temperature~400 Degrees			



Hot air Eight Temperature Zone Rail Type Reflow Soldering

Hot air Twelve Temperature Zone Rail Type Reflow Soldering

Rail Type Hot Air Reflow Oven

ZBRF series Online reflow oven supports two transmission modes: mesh and conveyor, and can be connected to the pick and place machine and the PCB loader and unloder machines to realize automatic welding. This series of products have the characteristics of high efficiency, connectivity, and low investment.

The heaters use of high-efficiency and energy-saving finned heating tubes, combined with the hot air circulation system, makes full use of the heat evenly distributed, and improves the welding effect. The split fume exhaust furnace is more effective to eliminate the fumes generated during the welding process.

TECHNICAL PARAMETER

Model	ZBRF835	ZBRF1235	
Heat Zone Numbers	8 Zones (Up 4+Down 4)	12 Zones (Up 6+Down 6)	
Heat Method	Hot Wind		
Length of Heating Zones	1400mm	2060mm	
Starting Power	15KW	22KW	
Working Power	3KW	4.5KW	
Outline Size	L2720×W820×H1360mm	L3380×W820×H1360mm	
Weight	450kg	560kg	
Hot Wind	Variable frequency air supply	**Transportation Speed**	160~1350mm/min
Cooling Zone Numbers	Three Natural Air Cooling	**Transportation Method**	Digital Speed Control
Mesh Width	450mm	**Transport Direction**	L→R(R→L)
Conveyor Width	350mm	**Chain Dripping**	Timing Automatic Dripping
Allow PCB width	Max. 350mm	**Input Supply Power**	AC220V/AC380V ±10% 50Hz
Allow PCB width	No Limited	**Heating up Time**	15~20 mins
Allow PCB Height (Mesh)	50mm	**Transit Time**	3.5~5.5 mins
Allow PCB Height (Conveyor)	25mm	**Temperature control range**	Room temperature~350°C
The Height of the mesh from the ground	880±20mm	**Method of Temperature Control**	PID Close-Cycle Calculate Method
The Height of the conveyor from the ground	900±20mm		

Touch Screen

Deliver Both By Rail Way And Chain



Available Connect To The Conveyor



Atuo-drip Oil Cup



Stainless Steel Furnace



Split Type Smoke Exhaust

High efficiency and energy saving heater

Width Manual Adjustment



(No lamp holder) (With lamp holder) (Double Track)

SMT Automatic Conveyor

The ZB series docking station adopts a sturdy aluminumstructural design and thickened body to improve the stabilityof the entire machine, ensuring long-term use withoutdeformation. The precision screw adjustment seat makesparallel width adjustment smoother. Modular design anduser-friendly operation interface, easy to use and operate.SMEMA standard signal line can be directly connected toother devices for use. Suitable for connecting equipment on SMT automatic production lines, and can also increase thefeasibility of special process positions.

Thickened aluminum profiles



Double Stepper Motor Drive

Ball Screw

Easy to Operate

Specification

Model	PCB size	Power	Rail Way Lengt	Outline Size
ZBJBT350-0.5M	50~350mm (customization)	75W	500mm	L500×W670×H880mm
ZBJBT350-0.6M			600mm	L600×W670×H880mm
ZBJBT350-0.8M			800mm	L800×W670×H880mm
ZBJBT350-1.0M			1000mm	L1000×W670×H880mm
ZBJBT350-1.2M			1200mm	L1200×W670×H880mm
ZBJBT350-1.5M			1500mm	L1500×W670×H880mm
ZBJBT300GS-0.6M	Double track, 1, 2 tracks, 3, 4 tracks with adjustable widths of 50-310mm, single track 50-600mm	140W	600mm	L600×W1145×H900mm
ZBJBT300GS-1.2M		140W	1200mm	L1200×W1145×H900mm



TPJFD-8*2



TPJFD-8*4

TPJFD-12

TPJFD-16



TPJFD-24

Pneumatic Feida Specification

Model	TPJFD-8*2	TPJFD-8*4	TPJFD-12	TPJFD-16	TPJFD-24
Standard	8×2mm	8×4mm	12×4/8/12mm	16×4/8/12/16mm	24×4~36mm
SMD Type	8mm Belt Package		12mm Belt Package	16mm Belt Package	24mm Belt Package
Material	Aluminium Alloy				
Outline Size	L500×W230mm		L570×W240mm	L560×W250mm	L580×W300mm
Weight	0.9kg		1.45kg	1.55kg	2.2kg



Y8DF-Q/D



Y12/16DF-Q/D

Y24DF-Q/D

Electric Feida Specification

Model	Y8DF-Q/D	Y12/16DF-Q/D	Y24DF-Q/D
Material	Aluminium Alloy		
Outline Size	L586×W237mm	L670×W293mm	L670×W293mm
Weight	1kg	1.5kg	1.8kg

Constant Temperature Heating Plate

Temperature digital display

Edge wrapping and anti scalding



Aviation aluminum heating plate

Double row heat dissipation holes

The ZBJRT series heating table is a controlled heating equipment with stable temperature, suitable for any situation that requires stable temperature control heating. It is easy to operate, fast, and efficient, making it a good helper for your production and processing.

This machine adopts efficient heating tube multi tube technology combined with high-quality aluminum plate as the heating element. The heating tube is easy to replace, the heat transfer is uniform, and the conduction efficiency is extremely high. The temperature is intelligently controlled by PID, which is accurate, intuitive, and aesthetically pleasing.

Specification					
Model	Power	Source	Temperature range	Workbench size	Overall Size
ZB1010JRT	300W	AC220V±10% 50Hz	Normal Temperature ~ 450 ℃	100×100mm	L120×W120×H140mm
ZB1515JRT	400W			150×150mm	L170×W170×H140mm
ZB1810JRT	350W			180×100mm	L200×W120×H140mm
ZB2020JRT	900W			200×200mm	L230×W230×H143mm
ZB2525JRT	1200W			250×250mm	L280×W280×H143mm
ZB2820JRT	900W			280×200mm	L310×W230×H140mm
ZB3530JRT	1800W			350×300mm	L380×W330×H140mm
ZB4030JRT	2400W			400x300mm	L430×W330×H140mm
ZB5020JRT	1800W			500x200mm	L530×W230×H143mm
ZB5040JRT	3300W			500x400mm	L530×W430×H143mm

PCB Splitter

The PCB Separator can further improve the quality of PCB separate. It is suitable for cutting all kinds of PCB, SMT board, aluminum substrate board, LED board and LED light bar with V groove,Import high speed steel blade, long life span, It mainly applies to LED industry, SMT industry, mobile phone /MP3 industry, electric toy sweat, various electronic industry, and other industries using circuit boards.

Specification		
Model	ZB906L	ZB908L
Product Specification	6 PCB Blade	8 PCB Blade
Working Temperature	10~35℃	
Thickness	0.5~3mm	
Speed	0~300mm/S	
Blade Material	Import SKD11	
Work Power	AC220V±10% 50Hz	
Power	40W	
Storage Temperature	-20~50℃	
Aluminium Substrate Size	Unlimited	
Material of Cut PCB	Aluminum Substrate FR-4, Wave Fiber Board etc.	
Main Engine Size	L300×W280×H200mm	
Complete Machine Size	L1436×W430×H200mm	
V-CUT Peripheral Parts	Height Limit＜13mm, Distance Welding Spot to V Slot＞0.5mm	
Weight	60kg	

Six Blade PCB Cutting



Unique Limit Device

Multiplicity Cutting



Specialized for Super Long PCB

Anti static turnover vehicle



Anti static loading and unloading rack

Specification			
Model	Number of installed boards	Board installation specifications	Outline Size
ZB-SMS-06D-13	300	460×170mm (Average)	L875×W505×H1310mm
ZB-SMS-06A-03G	50	350× (50~250) mm	L355×W320×H565mm

SMT COMBINATION ASSEMBLY LINE

01 THT WELDING SMALL PRODUCTION COMBINATION KIT 1



Manual Plug-in Line

Semi-Automatic Dip Soldering Machine



Circuit Board Trimming Machine

Grinding Machine

02 THT WELDING AUTOMATIC PRODUCTION COMBINATION SET 1

Automatic insertion line

Input machine

Fully automatic dip soldering machine

Fully automatic trimming machine

Grinding machine

03 THT WELDING AUTOMATIC PRODUCTION COMBINATION SET 2

Automatic insertion line

Input machine

Fully automatic wave soldering

Output machine

Fully automatic trimming machine

Resistance Forming Machine



The ZB101U/ZB101F hand cranked resistance forming machine is mainly used as a specialized equipment for cutting and bending the pins of electronic components such as axial braided resistors, capacitors, inductors, diodes, etc. into horizontal (U-shaped)/vertical (F-shaped) assemblies.
This machine is made of high-precision parts and high-quality materials. Its action principle is that a pair of cutting gears and cutting cutters act together to cut the component feet, and then a pair of forming gears and forming cutters complete the forming process.



Special steel blade



Adjustable Forming Span



Adjustable Forming Angle



Wide Applicability

Specification		
Model	ZB-101U	ZB-101F
A	6~40mm	4~18mm
B	3.6~15mm	2.5~20mm
C	1.2mm	3.5mm
D	1.5~8mm	1.5~8mm
W	0.35~1mm	
H	Not	25mm
P	Not	2.5~13.5mm

Notes:U type and F type is not the same one machine.

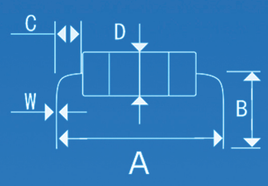

U Type

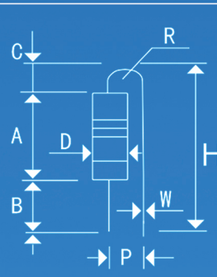

F Type

ZB3022P

ZB3025P

Spray Furnace

ZB Series flux spraying machine is the ideal machine that before PCB soldering ,operate simply and efficiently.

- **Soldering flux is finer grains, atomization effect is more ideal.**
- **It's help to improve the flux activity.**
- **Soldering flux spray uniform, reduce spatter the tin effectively**
- **304 stainless steel spray tank with anti-corrosion and not easy oxidation.**

Specification		
Name	Low pressure spray furnace	High pressure spray furnace
Model	ZB3022P	ZB3025P
Specification	300×220mm	300×250mm
Air Supply	Built-in	Need extra
Power	35W	70W
Power Supply	AC220V±10% 50Hz	
Weight	15kg	20kg
Outline Size	L380×W300×H710mm	L375×W325×H700mm

Soldering Pot

Lead-Free Soldering Pot

Tin Melting Furnace

What's the difference between B and D type?

B type is using 304 stainless steel material for tin tank, D's tin tank is using the military-grade titanium, D type is more anti-corrosion, high temperature resistant, onger life, B type is just for ordinary tin bar, but D type is apply to any types of tin bar, even for the lead, so the D type is more cost-effective.



Bult-in High Precision Temperature Probe

Using PID(Micro-computer) Temperature Control Systerm

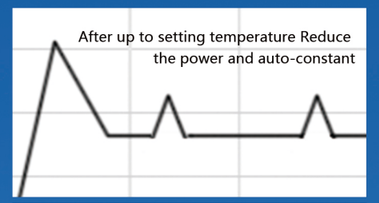

PID Automatic Temperature Constant

Independent Tin Slag Collector



With Multi-pieces Heating Tube Inside

Accessories Completely

Specification

Model	Temperature range	Tin Bath Size	Melting Capacity	Power	Power Supply	Outline Size
ZB1510B ZB1510D	Normal temperature ~400 ℃	L150×W100×H70mm	7.5kg	600W	AC 220V±10% 50Hz	L370×W160×H140mm
ZB2015B ZB2015D		L200×W150×H70mm	15kg	1200W		L420×W210×H140mm
ZB2520B ZB2520D		L250×W200×H70mm	25kg	1500W		L470×W260×H140mm
ZB3025B ZB3025D		L300×W250×H70mm	38kg	2000W		L520×W310×H140mm
ZB3530B ZB3530D		L350×W300×H70mm	53kg	2200W		L570×W360×H140mm

Semi-Automatic Dip Soldering Machine

ZB series semi-automatic soldering machine use mechanical arm equipment to spray the scalding powder, PCB pre-heating, soldering,cooling, smoking and tin splash collection functions; It's apply to long and short plug-in elements and different PCB soldering requirement; soldering spot full, smooth, it's the cost-effective soldering equipment.

Automatic sensing spray



Heat-up Fast



Soldering Spot Full

PID Intelligent Temperature Control

- **Newly automatic induction spray system, quicker and higher efficiency, no need manual operation.**
- **Using newly precision spray nozzle,spraying partical thinner and even, better atomization effect.**
- **High-efficiency pre-heat drying,speed up the circuit board scalling powder volatilize and activation of molecules,fully exert the scaling powder capability.**
- **Temperature controlled by the temperature control instrument, show the setting temperature and actual temperature at current time.Range of temperature control : Normal temperature -400°C. Main features: constant temperature ,precision and electric-saving.**
- **Discharging plate and cooling completed for only one time, forced cooling by super calm wind mechanism, equipped with exhaust device inside, which can delete the harmful gas produced in the process of soldering.**
- **Equipped with tin splash collection groove, which is convenient and save the cost through tin splash secondary reduction.**
- **Equipped with tin splash collection groove, which is convenient and save the cost through tin splash secondary reduction.**

Specification

Model	Melting Capacity	Temperature Control Range	Temperature Control Precision	Tin Bath Size	Power	Power Supply	Outline Size	Weight
ZB3020BG-1.1 ZB3020DG-1.1	30kg	Normal temperature ~400 ℃	±1%	300×200×70mm	2500W	AC220V ±10% 50Hz	1130×750×1160mm	92kg
ZB3525BG-1.1 ZB3525DG-1.1	45kg			350×250×70mm	2500W		1230×800×1160mm	101kg

ZB200BF

Fully Automatic Wave Soldering

Zone heating

Efficient and energy-saving

Structure Compact

Orbital Transmission

Rapid Heating up

Automatic Synchronization

Control System

Using touch screen and microcontroller operation Simple and convenient, with higher stability

Modular preheating system

Adopting a drawer style structural design,Easy to remove for maintenance and repair



Using high-temperature long axis fans

New turbocharging technology, Improve the efficiency of hot air circulation

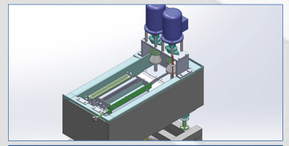

Using 316L stainless steel tin bath

TA1 Industrial Pure Titanium Impeller Has strong corrosion resistance and high temperature resistance

Anti oxidation cover

Can greatly reduce The oxidation amount of tin

Transport board system

Balanced and uniform transportation system



Spraying Systems

Adopting stepper motor,linear guide rail A100 nozzle reciprocating motion

High precision adjustment

Width adjustment through helical gears and high-precision trapezoidal gears Screw three-point synchronous width adjustment,

Cleaning System

By using anti-corrosion brushes to wash the claws on both sides, Automatic cycle cleaning of chain claws.

TECHNICAL PARAMETER

COMPLETE MACHINE	
Name	Fully automatic wave soldering
Model	ZB200BF
Outline Size	L2250 * W1140 * H1650mm
Weight	670kg
Power supply	AC380V/50Hz (50A)
Starting power	9KW
Operating power	About 3KW
Control system	Touch screen+microcontroller
Transport height	760 ± 20mm

PREHEATING	
Preheating method	Modular full hot air heating
Temperature control	PID+SSR
Number of preheating zones	1 unit
Preheating zone length	450mm
Temperature range	Room temperature -250 ℃
Preheating zone power	3KW

SPRAY	
Transmission mode	Stepper motor+digital driver +linear guide rail
Spray pressure	0.25MPa-0.4MPa
Type of nozzle	A100-1.0
Flow control method	flowmeter
Flux storage tank	5.5L

TIN FURNACE	
Tin furnace type	External heating tin furnace
Tin furnace material	316L stainless steel/titanium alloy δ= 4.0mm
Tin furnace power	2000W*3=6KW
Peak type	One wave disturbance wave, two wave smoothing waves
Peak height	0-12mm
Solder temperature	Room temperature -320°C
Tin furnace capacity	180KG
Tin melting time	70 minutes (set temperature of 245°C)
control mode	PID+SSR
Lifting method	Manual
Entry and exit methods	Manual (optional electric)
Timed opening	Have

TRANSPORTATION	
PCB board width	50mm-200mm
PCB transfer direction	L → R
Transmission speed range	200-2200mm/min
PCB pin length	＜ 10mm
Speed control mode	Touch screen control
Welding angle	4-7 °
Width adjustment method	Manual width adjustment

CLEANING	
Cleaning agent	Alcohol
Nozzle capacity	2.4L
Washing claws	Optional configuration

BURIAL	
Cooling method	Natural wind cooling

ZB300BF

Fully Automatic Wave Soldering

Zone heating

Efficient and energy-saving

Structure Compact

Orbital Transmission

Rapid Heating up

Automatic Synchronization

Control System

Using touch screen and microcontroller operation Simple and convenient, with higher stability

Modular preheating system

Adopting a drawer style structural design,Easy to remove for maintenance and repair

Using high-temperature long axis fans

New turbocharging technology, Improve the efficiency of hot air circulation

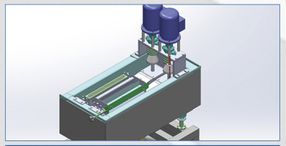

Using 316L stainless steel tin bath

TA1 Industrial Pure Titanium Impeller Has strong corrosion resistance and high temperature resistance

Anti oxidation cover

Can greatly reduce The oxidation amount of tin

Transport board system

Balanced and uniform transportation system



Spraying Systems

Adopting stepper motor,linear guide rail A100 nozzle reciprocating motion

High precision adjustment

Width adjustment through helical gears and high-precision trapezoidal gears Screw three-point synchronous width adjustment,

Cleaning System

By using anti-corrosion brushes to wash the claws on both sides, Automatic cycle cleaning of chain claws.

TECHNICAL PARAMETER

COMPLETE MACHINE

Name	Fully automatic wave soldering
Model	ZB300BF
Outline Size	L3400 * W1240 * H1650mm
Weight	900kg
Power supply	AC380V/50Hz (50A)
Starting power	23KW
Operating power	8KW
Control system	Touch screen
Transport height	760 ± 20mm

PREHEATING

Preheating method	Modular full hot air heating
Temperature control	PID+SSR
Number of preheating zones	3 unit
Preheating zone length	1350mm
Temperature range	Room temperature -250 ℃
Preheating zone power	9KW

SPRAY

Transmission mode	Stepper motor+digital driver +linear guide rail
Spray pressure	0.25MPa-0.4MPa
Type of nozzle	A100-1.0
Flow control method	flowmeter
Flux storage tank	5.5L

TIN FURNACE

Tin furnace type	External heating tin furnace
Tin furnace material	316L Stainless steel δ= 4.0mm
Tin furnace power	4500W*3=13.5KW
Peak type	Double wave (disturbance wave+advection wave)
Peak height	0-12mm
Solder temperature	Room temperature -320℃
Tin furnace capacity	280KG
Tin melting time	70 minutes (set temperature of 245℃)
control mode	PID+SSR
Lifting method	Manual
Entry and exit methods	Manual
Timed opening	Have

TRANSPORTATION

PCB board width	50mm-200mm
PCB transfer direction	L → R
Transmission speed range	200-2200mm/min
PCB pin length	＜ 10mm
Speed control mode	Touch screen control
Welding angle	4-7 °
Width adjustment method	Manual width adjustment

CLEANING

Cleaning agent	Alcohol
Nozzle capacity	2.4L
Washing claws	2.4L

BURIAL

Cooling method	Natural wind cooling

ZB350M

Fully Automatic Dip Soldering Machine

- Tin saving/Power saving/Can work with long legs
- Infrared heating and preheating system
- High precision specialized nozzle

Control System

PLC+touch screen intelligent control Powerful functions enable automated operation

Preheating System

Ensure even and sufficient preheating of the PCB board surface The temperature control method adopts PID+SRR closed-loop control

Paw Washing System

Automatic circulation alcohol claw washing device

Spraying Systems

Stepper motor drive automatically adjusts with PCB width

Tin Scraping System

User-friendly design Adjustable frequency for convenient use



In/out Board System

Directly connect the plug-in assembly line and automatic foot cutting machine without the need for a connecting device

Welding System

Automatic tin surface detection, tin saving welding, adjustable tilt angle

Transport Board System

Balanced and uniform transportation system

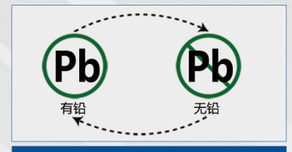

Lead-Free Conversion

Lead free and convenient conversion with low cost

COMPLETE MACHINE

Name	Fully automatic immersion welding machine
Model	ZB350M
Frame size	L2600 * W1100 * H1675mm
Outline Size	L2600 * W1050 * H1680mm
Weight	650kg
Power supply	AC380V/220V 50Hz
Starting power	11KW
Operating power	3KW
Control system	Touch screen+PLC
Production	MAX.2200PCS/8H

SPRAY

Start stop mode	Tracking PCB board length start stop
Transmission mode	Mechanical rodless cylinder
Spray pressure	0.25MPa-0.4MPa
Spray form	Spray
Type of nozzle	A100-1.0 (Taiwan Wina)
Flux storage tank	5.5L

PREHEATING

Preheating method	Infrared heating
Temperature control method	PID+SSR
Number of preheating zones	1 Segment
Preheating zone length	600mm
Temperature range	Room temperature -150 °C
Teating time	10 minutes (temperature 150 °C)
Preheating zone power	6KW

TIN FURNACE

Tin furnace type	External heating tin furnace
Tin furnace structure	Independent modular
Tin furnace material	304 stainless steel/anchor alloy 6=2.0mm
Heating plate power	3000W * 2 pieces=6KW
maximum temperature	400 ° C
Tin furnace capacity	70KG (Tin Bar 63/37)
Heating time of tin furnace	40min (set temperature 260°C)
Tin furnace control method	PID+SSR
Tin furnace timed on	Have

TIN IMMERSION

Tin immersion method	Closed loop stepper motor drives up and down tin immersion
Tin dipping tilt height	0-30mm
Tin immersion fast speed	1-80mm/s
Tin immersion slow speed	1-20mm/s
Tin immersion time	1-99s

SCRAPING TIN

Surface Inspection	Automatic tracking detection
Tin addition method	Manual tin addition
Low tin alarm method	Beep+text prompt
Tin impregnated chain claw	Double hook claw (alloy
Tin scraping method	automatic
Tin scraping drive mode	Reduction motor
Scraping speed	160mm/s
Scraper quantity	Two sections side by side detachable
Scraping cycle	1-50 adjustable times

TRANSPORTATION

PCB board width	50mm-250mm
PCB transfer direction	L-R
Number of segments	3 stages (feeding conveyor+tin dipping conveyor+discharging conveyor)
Transmission speed range	1-74mm/s
Transport height	750+20mm
Allow PCB component height	<60mm
Allow PCB component pin length	<35mm
Allow minimum PCB size	MIN.50 * 130mm
Allow maximum PCB size	MAX250 * 350mm
Speed control mode	Touch screen control
Transportation method	Nickel plated 35B chain
Width adjustment method	Manual width adjustment

CLEANING

Cleaning agent	Alcohol
Alcohol tank capacity	2.4L

TECHNICAL PARAMETER

PCB Pin Cutting Machine

ZB series cutting machine are apply to cut the extra pin after components and spares soldering, it's by the high precision process components assembled, grinding process at the key part, good cutting consistency, quick blade rotate speed , stable,low noise, high efficiency and convinent to operate. Double lead rails travel adjust same time and the height of wide cutting can be adjusted casually and cost-effective.

Imported bearings, high-precision

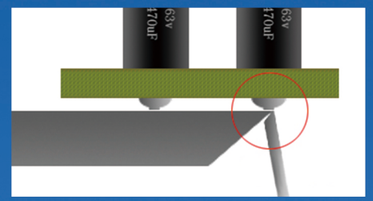

Wire cutting, blade saving

The whole machine is stable with little shaking



Exclusive technology, safer



Precision steel guide rail, more wear-resistant

Mass production, more reassuring

Specification				
Model	ZB200E	ZB250E	Circuit Board Thickness	Approx 0.8~2.5mm
Lead Rail Stroke	0~220mm	0~280mm	Cut Foot Height	Approx 1.5~3mm
Blade Specification	Φ200×70×3.5mm	Φ250×70×3.5mm	Blade Speed	4500r/min
Outline Size	L615×W415×H780mm	L665×W475×H780mm	Power	550W
Weight	80kg	95kg	Power Supply	AC220V±10% 50Hz

Fully Automatic PCB Pin Cutting Machine

ZB250QE series fully automatic foot cutting machine. This model is currently a device developed for pin cutting in plug-in electronic products, mainly used to cut off excess pins after component welding. This machine is assembled from precision manufactured components. The key parts are ground, assembled with imported bearings, with good consistency in cutting feet, fast and stable blade speed, low noise, high efficiency, and easy operation. PCB boards are automatically transported through chains and can be connected to production lines or automatic immersion welding machines, with a high degree of automation and adjustable cutting height.



Precision craftsmanship

Pressure type claw



Linkage type width adjustment mechanism



Chain Conveyor

Specification			
Model	ZB250QE	PCB conveyor height	750±20mm
Outline Size	L1000*W680*H900mm	PCB width	50-250mm
Weight	170KG	Substrate thickness	Approx 0.8mm-2.5mm
Power Supply	AC380V/50Hz	Blade Speed	4500 rpm
Power	0.7KW	Transportation speed	5-36mm/s
Control System	Touch Screen	Cutting foot height	Approx 1-3mm

ZBSRJ350

PCB Input Machine

Wave soldering input connected machine apply to THT plug in line and wave soldering connected machine combine together for input, which the features including the speed can be adjustable, low noise and easy to operate.The stainless steel materials chain design make this machine wearable and beautiful apperance.



The Chain Design



Synchronous Modulation

Stepless Speed Regulation



Regulation Mechanism

Specification	
Model	ZBSRJ350
PCB Width	Max. 350mm
Transfer Speed	0~5000mm/min
Transport Motor	AC220V 50/60Hz 40W
Power Supply	AC220V 50/60Hz
Adjust Method	Hand Screw Adjusting
Outline Size	L1000×W655×H750~900(Adjustable)mm

ZBSCJ400

PCB Output Machine

Wave soldering output connected machine apply to THT plug in line and wave soldering connected machine combine together for output, which the features including the speed can be adjustable, low noise and easy to operate.

Stepless Speed Regulation

Axial Flow Fan



Connector

The Conveyor Belt

Specification	
Model	ZBSCJ400
Belt Width	400mm
Transfer Speed	0~5000mm/min
Transport Motor	AC220V 50/60Hz 60W
Power Supply	AC220V 50/60Hz
Track Materials	Aluminum Alloy
Outline Size	L1400×W486×H940~1300(Adjustable)mm

Vertical

Desktop

Knife Grinder

ZB series sharpen machine is mainly use the blade of PCB cutting machine to grinding, this machine assembled by high precision components, excellent motor and diamond grinding wheel, convenient, efficient, the grinding angle can adjustable; Diamond grinding wheel speeding faster, stable, low noise,cutting feeder rail stable and so on.



Enclosed Design Safety and Health

Sharpen Smoothly, Low Loss

Micro-Adjust Control, High-Precision



Multiple Protection, More Secure

Angle Adjustable, Used Widely

High Temperation and High Pressure, Multiple Protection

Specification

Model	Sharpen Angle	Blade Size	Grinding Wheel Speed	Blade Speed	Power	Power Supply	Outline Size	Weight
ZB250FL	18°~25°	MAX. Φ250	2800R.P.M	25R.P.M	750W	AC 220V ±10% 50Hz	L630×W490×H950mm	90kg
ZB250FT							L630×W490×H350mm	70kg

Cutting Machine Blade

The selected material is the national standard tungsten steel grade (YG8), which is the best choice for rough machining tools. It can bring convenience to users with high production, high safety, and its quality meets international standards. Truly made of top-grade tungsten steel material, it remains basically unchanged even at a temperature of 500 ° C, effectively improving the quality of the blade, eliminating the worry of high-temperature annealing and extending its service life. Changing the traditional blade manufacturing technology, improving hardness and reducing brittleness, 5 senior experts in blade manufacturing have studied for 4 years to create the most durable cutting machine blade!

ZB Brand Tungsten Steel Blade

Mitsubishi tungsten steel blade

Zhuzhou Diamond Tungsten Steel Blade

Specification		
Model	200	250
Material	Tungsten steel	Tungsten steel
Specifications	8 inches	10 inches
Outer diameter	Φ200mm	Φ250mm
Inner diameter	Φ70mm	Φ70mm
Thickness	3.5mm	3.5mm

Long table assembly line

Aircraft-style assembly line

Double-sided automatic insertion line

Double-sided non-powered insertion line

Double-sided enclosed workstation

Long table packaging line

Horizontal loop high-speed chain assembly line

Vertical loop high-speed chain assembly line

Long table assembly line

Single-sided enclosed workstation

Single-sided automatic insertion line



Belt turning machine